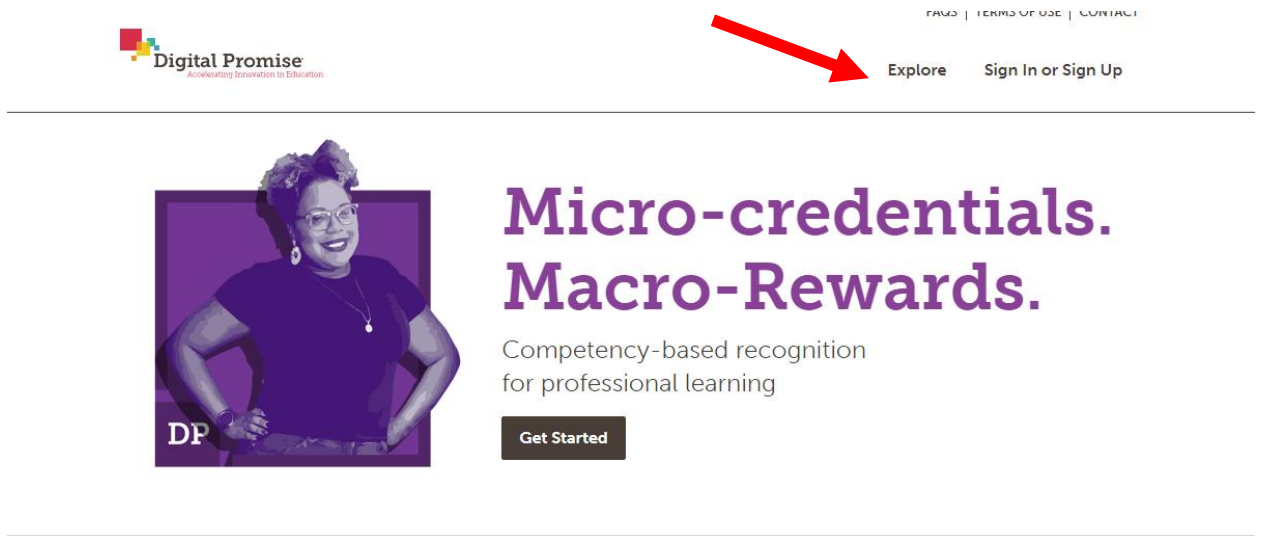





MICRO-CREDENTIALS: How to get started

- 1- Visit - <https://microcredentials.digitalpromise.org>
- 2- Click “Explore”



- 3- Click “Sign In or Sign Up”.



4- Sign in or register for a DP account

Sign in to your Digital Promise Micro-credentials Account

The application **Digital Promise** would like to sign you in using your Digital Promise Micro-credentials account. Not using Digital Promise Micro-credentials? [Create an account!](#)

SIGN IN WITH

facebook kony

LinkedIn Google

Microsoft

OR SIGN IN WITH YOUR EMAIL

EMAIL

PASSWORD [Forgot Password?](#)

Remember me

5- Verify your email. Please note that the email will be from badgr.io and not Digital Promise.




6- Upon email verification you will be directed to your "Backpack". Click on the drop down menu under "APPS" and click on "DIGITAL PROMISE".

A screenshot of the Digital Promise Backpack interface. At the top left is the Digital Promise logo. To the right are navigation links: BACKPACK, COLLECTIONS, ISSUERS, APPS (with a dropdown arrow), and ACCOUNT (with a dropdown arrow). Below the navigation is a header area with "Backpack" in large blue text and "0 Badges" in smaller grey text. On the right of this header is a blue "ADD BADGE" button. A dropdown menu is open under the "APPS" link, showing "PATHWAYS" and "DIGITAL PROMISE" (highlighted with a red arrow). Below the header is a section titled "You have no badges" with a subtext: "Collect and share digital badges you've earned from Digital Promise Micro-credentials or any Open Badges issuer. [Learn more about Open Badges](#)". At the bottom are decorative icons of a house, a sun, and clouds.

7- Use the drop down arrow and click Clark County Education Association.


FAQS | TERMS OF USE | CONTACT

 [Explore](#) [Sign In or Sign Up](#)

Search Issuing Organization Stack

10 Results Prev | 1 | Next [Show 24 Results](#) ▼

ENGAGING STAKEHOLDERS IN EFFECTIVE COMMUNICATION



8- Click on the first micro-credential from the stack you are working on. See below.

STACK 1 - ENGAGING STAKEHOLDERS IN EFFECTIVE COMMUNICATION

1- Identifying Stakeholders



2- Understanding and Assessing Stakeholders' Needs and Perspectives



3- Creating a Plan to Engage Stakeholders



4- Effective Stakeholder Engagement

STACK 2 - USING DATA TO INFORM SCHOOL-BASED DECISIONS STACK

1- Understanding School Based Data



2- Goal Setting to Impact Student Success



3- Using Data to Inform Decisions.

STACK 3 - LEADING WITH PURPOSE STACK

1- Using your Leadership Strengths



2- Facilitating Effective Teams



3- Leading with a Shared Purpose

ENGAGING STAKEHOLDERS IN EFFECTIVE COMMUNICATION

Creating a Plan to Engage Stakeholders

Effective Stakeholder Engagement

Identifying Stakeholders

Understanding and Assessing Stakeholders' Needs and Perspectives

Clark County Education Association

Free

4- Scroll down to print the micro-credential information for detail evaluation criteria.

[View Printable Version](#)



Identifying Stakeholders

Learner identifies an individual or group who has a vested interest in a project, goal, or need.

Key Method

The learner identifies key characteristics in a person or group that would label them as stakeholders for any given project, goal, or need.

Note: This micro-credential is part of the Engaging Stakeholders in Effective Communication stack. While each micro-credential can be submitted without a prerequisite, we recommend completing this stack in the following order: Identifying Stakeholders, Understanding and Assessing Stakeholders' Needs and Perspectives, Creating a Plan to Engage Stakeholders, and Effective Stakeholder Engagement.

Method Components

1. Identify a project, goal, or need in which stakeholders would have a vested interest.
2. Brainstorm all possible people or groups who have an invested interest

5- You can work directly from the dashboard to use the resource links.

RESEARCH & RESOURCES

Supporting Rationale and Research

- National Center for Family and Community Connections with Schools (2002). *A New Wave of Evidence. The Impact of School, Family, and Community Connections on Student Achievement. An Annual Synthesis.* Anne T. Henderson and Karen L. Mapp
<https://www.sedl.org/connections/resources/evidence.pdf>
- National Committee for Citizens in Education (1987). *The Evidence Continues to Grow: Parent Involvement Improves Student Achievement. An Annotated Bibliography.* (A. Henderson, ed.)
<https://eric.ed.gov/?id=ED315199>



Resources

- *Adversaries to Allies: Nadine B. Hack at TEDx Plainpalais* Nadine Hack shares how to develop engaging relationships by looking inward.
https://www.youtube.com/watch?v=u_zyi6ea874
- "Engaging Stakeholders: Including Parents and the Community to Sustain Improved Reading Outcomes." *Sustaining Reading First: Vol. 6, Sept. 2009, pp. 1–16. Sustainability Series.*
<https://www2.ed.gov/notclamped/programs/readingfirst/support/stakeholderlores.pdf>
- *Moving Toward Equity Stakeholder Engagement Guide, Center on GREAT TEACHERS & LEADERS at American Institutes for Research, 2014, pp. 14–19.* Unique methods for involving stakeholders by understanding their varied perspectives.
https://gtlcenter.org/sites/default/files/GTL_Moving_Toward_Equity.pdf
- Strategies for helping teachers and principals develop better strategies for connecting with parents.
OBrien, Anne. "What Parents Want in School Communication." *Edutopia*, 31 Aug. 2011.
www.edutopia.org/blog/parent-involvement-survey-anne-obrien

MICRO-CREDENTIALS: How to Submit

Upon completion of the micro-credential you will need to submit documentation and/or evidence required for evaluation. Please follow the steps below.

6- Click on “Apply” to submit.



Identifying Stakeholders

CCEA

Free **Apply**

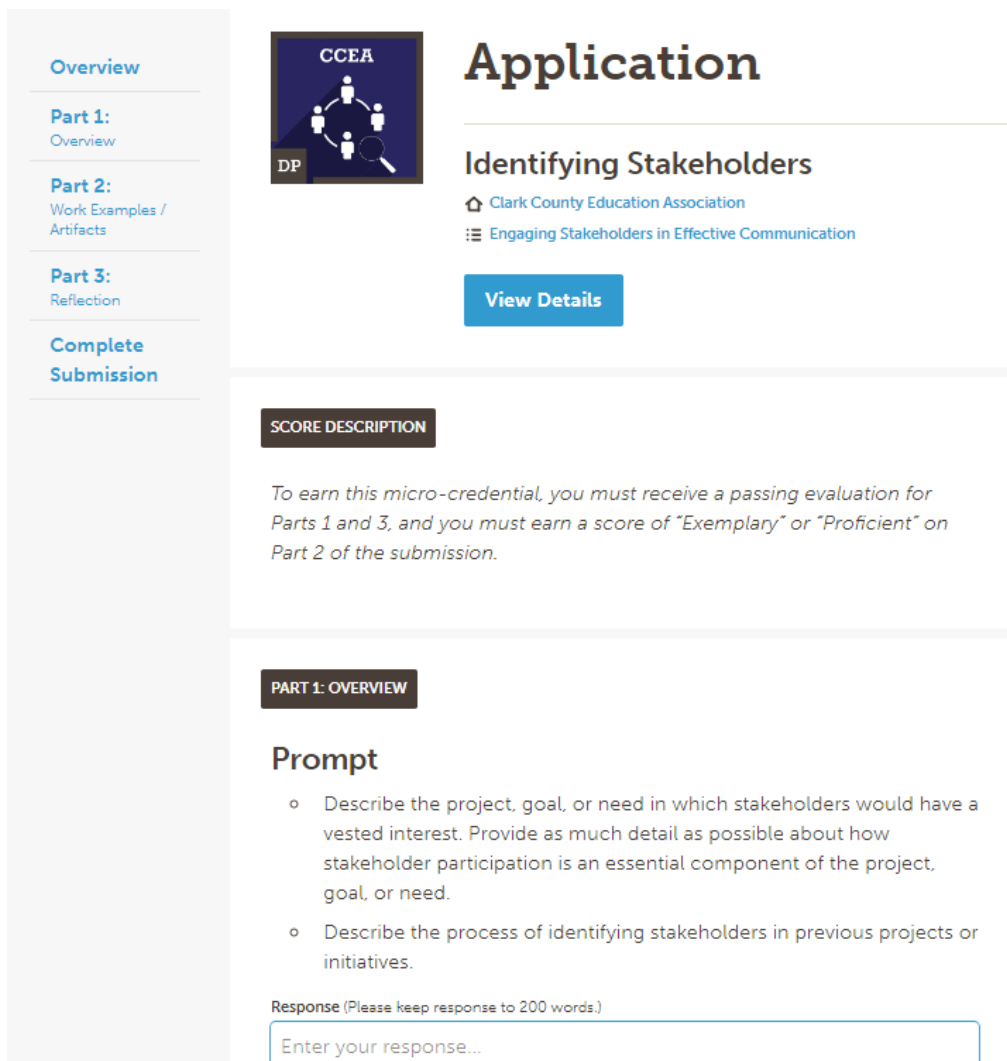
Learner identifies an individual or group who has a vested interest in a project, goal, or need.

[Clark County Education Association](#)

[Engaging Stakeholders in Effective Communication](#)

DP

7- Follow the application instructions.



Overview

Part 1:
Overview

Part 2:
Work Examples /
Artifacts

Part 3:
Reflection

**Complete
Submission**

CCEA

DP

Application

Identifying Stakeholders

[Clark County Education Association](#)

[Engaging Stakeholders in Effective Communication](#)

View Details

SCORE DESCRIPTION

To earn this micro-credential, you must receive a passing evaluation for Parts 1 and 3, and you must earn a score of “Exemplary” or “Proficient” on Part 2 of the submission.

PART 1: OVERVIEW

Prompt

- Describe the project, goal, or need in which stakeholders would have a vested interest. Provide as much detail as possible about how stakeholder participation is an essential component of the project, goal, or need.
- Describe the process of identifying stakeholders in previous projects or initiatives.

Response (Please keep response to 200 words.)

Enter your response...

PART 2: WORK EXAMPLES / ARTIFACTS

Prompt

To earn this micro-credential, submit the following artifact:

A diagram, chart, or essay identifying all possible stakeholders for your project, goal, or need.

- Categorize each stakeholder according to the following: Most Helpful, Somewhat Helpful, and Not Helpful.
- Describe the rationale for placing each stakeholder in his or her designated category. Recommendation: Use the resources listed in the Resource section to consider your project, goal, or need from each stakeholder's perspective. To identify the most helpful stakeholders for a particular engagement requires a deep analysis of the project, goal, or need from their unique perspective.

Attachment (Limit 20MB)

Drag or click to upload attachments (limit 20 MB)

Links (Please set permissions appropriately)

http://example.com

Add Link

Assessment Rubric (Show)

- 8- Review the information and submit your application for micro-credential evaluation and review. *Results will be available 14 days after submission.*

COMPLETE SUBMISSION

Student Privacy and Academic Integrity Statement

Ready for Review

I confirm that my application is ready for review.

Confirm Release

I confirm that this submission does not include any personally identifiable student information and does not violate any federal, state, or local laws. I confirm that I have collected signed media releases for any students featured in this submission, if necessary and appropriate.

Confirm Work

I confirm that all content within this micro-credential submission is my own original work and is submitted in compliance with the Terms of Use and any applicable academic integrity policy of my school or district. All artifacts and evidence contained in the submission are an authentic representation of my work. If Digital Promise believes that any content in the micro-credential submission is plagiarized or otherwise violates the Terms of Use, I understand that Digital Promise may report the submission to my applicable school or district and take any other action permitted by the Terms of Use.

Submit Application